

# Ceramic Bandpass Filter 50Ω

ZBA-45C-1435BW390C



### ■ Features

- ROHS Compliant
- High power rating
- High rejection

### ■ Electrical Specifications

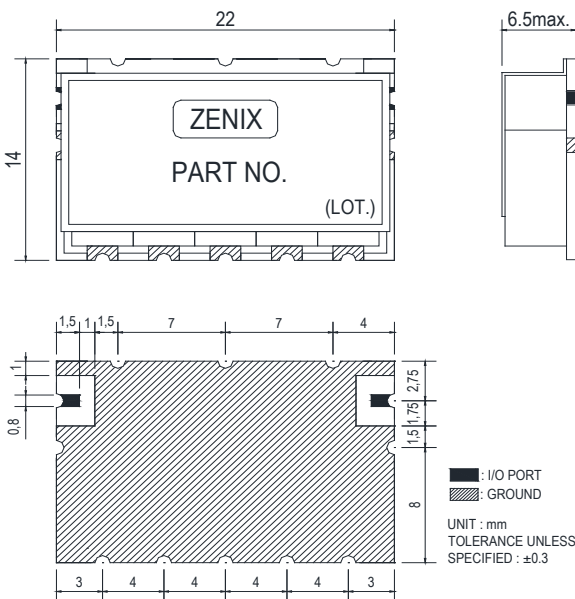
Parameter	Frequency (MHz)	Min.	Typ.	Max.	Unit
Center frequency	1435	-	1435	-	MHz
Bandwidth	390	1240	-	1630	MHz
Insertion Loss	1240 ~ 1630	-	1.3	2.0	dB
Ripple		-	0.7	1.0	dB
Return Loss		15.0	17.0	-	dB
Attenuation	1040	40.0	50.0	-	dB
	1830	20.0	25.0	-	dB
	2060 ~ 2650	40.0	55.0	-	dB
	-	-	-	-	-
	-	-	-	-	-

### ■ Maximum Ratings

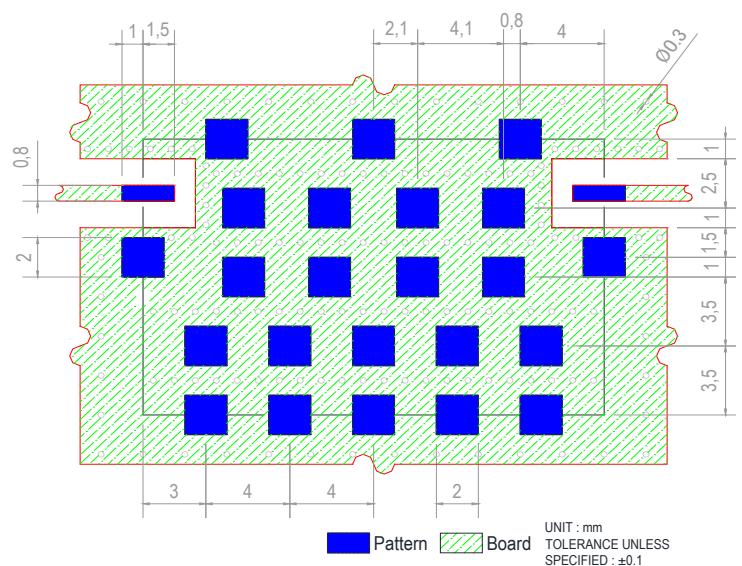
Input Power Handling	3Watt max.
Operating Temperature	-30°C to 70°C
Storage Temperature	-40°C to 95°C

• Permanent damage may occur if any of these limits are exceeded.

### ■ Dimension



### ■ PCB Layout



RF&MICROWAVE TOTAL SOLUTION

For product information and a complete list of distributors, please go to our website

address : (Heungdeok IT Valley Tower-2111) 13, Heungdeok 1-ro, Giheung-gu, Yongin-si, Gyeonggi-do, Republic of Korea 16954

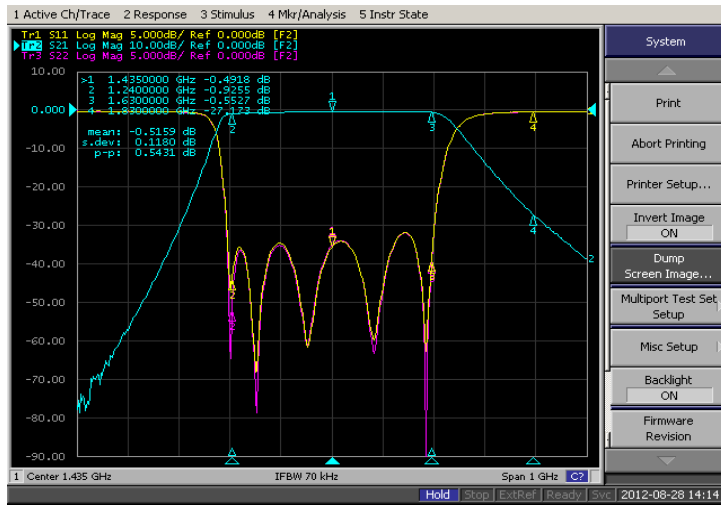
Tel : +82-31-8025-7100

Fax : +82-31-8025-7200

[www.zenix08.com](http://www.zenix08.com)

■ Typical Performance Data at 25°C

- Insertion Loss, Ripple, Return Loss, Attenuation



- Attenuation

